







Poster Assignment

Each year the students create posters for every show we present. This is how we advertise our show. Art comes easy to some and not so easy to others but there are many forms of art. Whichever medium you use, your posters should take time and effort.

Some Medium Examples

Drawing 	Painting 	Pastel 
Photography 	Clay/Plasticine 	Collage 

Each student is asked to complete a 1st draft before their final finished piece. The 1st draft posters are placed on the chalkboard. As a class we look at each one and talk about what works well and what can be improved on. This process is done to help students listen and articulate on mood, tone, colour, shape, lines, size, legibility and theme of each piece.

Assigned: Tuesday, February 7th

Due: Monday, February 13th at 8:45am

Name: _____

Rough Draft

ECDR1: Create dramatic works for an intended audience (10+12)	Student understands our demographic and created a piece that fit the appropriate age range	
COMP 54(10)/COEFP14(12): Apply appropriate strategies to comprehend texts	Student understands the main themes and tone of the play and is able to come up with an RD that reflects our show.	
CREFP6(12)/COMM19(10): Respectfully exchange ideas and viewpoints	Student participated in the feedback session. Was able to give constructive feedback that was helpful	

Good Copy

RRDR5(10)/RRDR7(12): Receive and apply feedback	Student took the feedback given to create a better/original version	
CREFP3(12)/COMP70(10): Experiment with genres, forms, or styles	Student completed an RD that was aesthetically pleasing	
COMM34(10)/CREFP10(12) Proficient use of conventions of Cdn language	There were no grammatical/spelling errors	